



rk steel smith
defining workspace



700 WIDE WORKBENCH


PRODUCT RANGE

2018



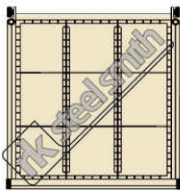
Workbench
700 Wide

03 to 04




Workbench
Wooden Top & Vice

05



Workbench
Drawer Layout

06



Workbench
Over head Perfo. Panel

07



Colour

08

700 Wide Workstation

40mm X 40mm X 2mm thk. Square Pipe Frame

Technical Detail -

(1) Overall Dimension: **700mm W. X 750mm D. X 850mm H.**

(4) Work Top Accessories Option: **Page-05**

(7) Standard: **Plain Drawer** (Option: **Drawers interior- Page-06**)

(2) Drawer Normal Extension: **80%**

(5) Usable drawer dimensions : **450mm W. x 450mm D.**

(8) Overhead Perfo. Panel Option: **Page-07**

(3) Each drawer load cap.: **60kg. UDL**

(6) Static Load Cap. **400kg.**



RK WS 700 001



RK WS 700 002



RK WS 700 003



RK WS 700 004



RK WS 700 005



RK WS 700 006



RK WS 700 007



RK WS 700 008



RK WS 700 009



RK WS 700 010



RK WS 700 011



RK WS 700 012



RK WS 700 013



RK WS 700 014

Technical Detail -

(1) Overall Dimension: **700mm W. X 750mm D. X 850mm H.**

(4) Work Top Accessories Option: **Page-05**

(7) Standard: **Plain Drawer** (Option: **Drawers interior- Page-06**)

(2) Drawer Normal Extension: **80%**

(5) Usable drawer dimensions : **450mm W. x 450mm D.**

(8) Overhead Perfo. Panel Option: **Page-07**

(3) Each drawer load cap.: **60kg. UDL**

(6) Static Load Cap. **400kg.**



RK WS 700 015



RK WS 700 016



RK WS 700 017



RK WS 700 018



RK WS 700 019



RK WS 700 020



RK WS 700 021



RK WS 700 022



RK WS 700 023



RK WS 700 024




RK WS 700 025



RK WS 700 026

RK WS TOP 001



Rubber sheet

35mm Thk. (Standard)
50mm Thk. (Option) Ply top
and 4mm Thk. Loose rubber sheet
Border cover with solid wood
with natural polish.


RK WS TOP 002



Angle section
edging (4 side)

35mm Thk. (Standard)
50mm Thk. (Option) Ply top and
4mm Thk. Rubber sheet with
Angle section edging (4 side)
covered with a 1.5 mm thk.

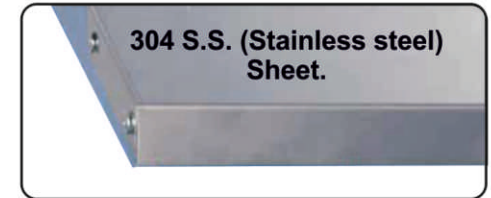
RK WS TOP 003



GI (galvanise) sheet.

35mm Thk. (Standard)
50mm Thk. (Option) Ply top
covered with a 1.5 or 2.0 mm thk.
GI (galvanise) sheet.

RK WS TOP 004



304 S.S. (Stainless steel)
Sheet.

35mm Thk. (Standard)
50mm Thk. (Option) Ply top
covered with a 1.5 or 2.0 mm thk.
304 S.S. (Stainless steel) Sheet.

RK WS TOP 005




Laminate sheet

35mm Thk. (Standard)
50mm Thk. (Option) Ply top
1mm Laminate Sheet,
Border cover with solid wood
with natural polish.

RK WS TOP 006

MS Plate use only Page no - 3 Workbench



6mm Thk. (Standard) MS Plate
8mm Thk. (Option) MS Plate
10mm Thk. (Option) MS Plate

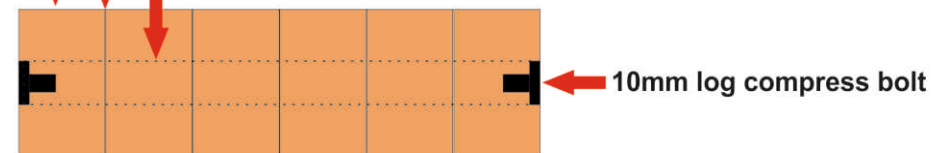
Extra heavy duty work - Teak wood log



- RK WS TOP 007** 50mm Thk.
- RK WS TOP 008** 75mm Thk.
- RK WS TOP 009** 100mm Thk.

50 X 50 / 75 / 100 mm Thk. (Standard) Teak wood log

All log jointing with adhesive & 16mm round bar



RK WS VS 001

Front way jaw open (100 mm Jaw Vice)



Drawers Layout for 75 to 150mm H. Drawers (150mm onward plain drawers)

RK WS DR 600-1

450W X 450D
75mm to 300mm
drawers



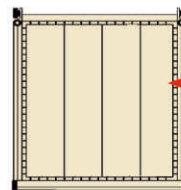
RK WS DR 600-2

450W X 450D
75mm to 300mm
drawers



RK WS DR 600-3

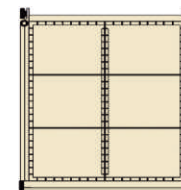
Each 150W X 450D-4no.
compartment
75/100/150 drawers



Long tool
storage

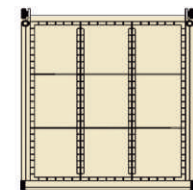
RK WS DR 600-4

Each 225W X 150D-6no.
compartment
75/100/150 drawers



RK WS DR 600-5

Each 150W X 150D-9no.
compartment
75/100/150 drawers



Plastic container only for 75 & 100mm H. Drawers



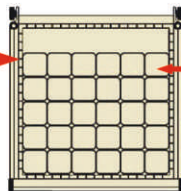
45mm H.
75mm Drawers



75mm H.
100mm Drawers

RK WS DR 600-P1

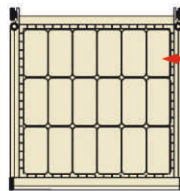
75/100 drawers



75W.X75D.X45/75H.
30no.
Plastic container
in each drawer

RK WS DR 600-P2

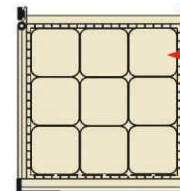
75/100 drawers



75W.X150D.X45/75H.
18no.
Plastic container
in each drawer

RK WS DR 600-P3

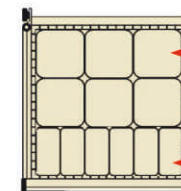
75/100 drawers



150W.X150D.X45/75H.
09no.
Plastic container
in each drawer

RK WS DR 600-P4

75/100 drawers



150W.X150D.X45/75H.
06no.
Plastic container
in each drawer
75W.X150D.X45/75H.
06no.
Plastic container
in each drawer

5 amp. Socket, switch-2no.



Wooden top excluded

RK WS 700 PR 001

1no. Shelf



Wooden top, plastic bin excluded

RK WS 700 PR 002

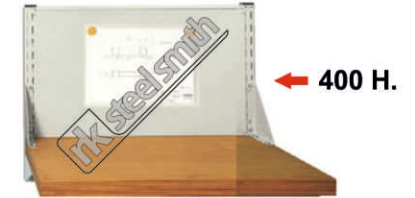
1no. Shelf
5 amp. Socket, switch-2no.



Wooden top, plastic bin excluded

RK WS 700 PR 003


Plain Panel



Wooden top excluded

RK WS 700 PR 004

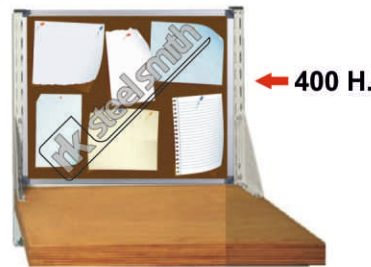
Magnetic board



Wooden top excluded

RK WS 700 PR 005


Soft board



Wooden top excluded

RK WS 700 PR 006

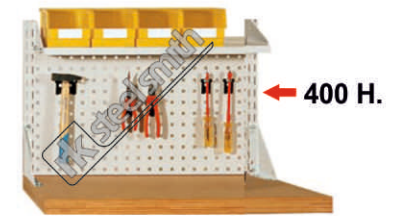
Perfo. Panel



Wooden top, hook excluded


RK WS 700 PR 007

1no. Shelf
Perfo. Panel




Wooden top, hook, bin excluded

RK WS 700 PR 008



Wooden top, hook excluded

RK WS 700 PR 009



Wooden top, hook excluded

RK WS 700 PR 010


Standard Color option :



AMERICAN BLUE
STRUCTURE FINISH



7035 PALE GREY
STRUCTURE FINISH



DA GREY
STRUCTURE FINISH



PO RED
STRUCTURE FINISH

Assembled components are transfer to pre-treatment plant for treating in 7 tank for degrees, zinc, phosphating and passivation.

Material received from pre-treatment department are immediately powder coated in the dust free painting booth and then the articles are put inside a baking oven at a temperature of 180° C for about 20 minutes.



rk steel smith
defining workspace



Plot- B/32 (Part-2) Bileshwar Indl. Estate,
Opp. G.V.M.M.,
Odhav-Kathwada Road,
Ahmedabad - 382415
Gujarat (INDIA).



+91 94 281 35 100
+91 98 253 00 059



rksteelsmith@gmail.com
info@rksteelsmith.com
sales@rksteelsmith.com



www.rksteelsmith.com